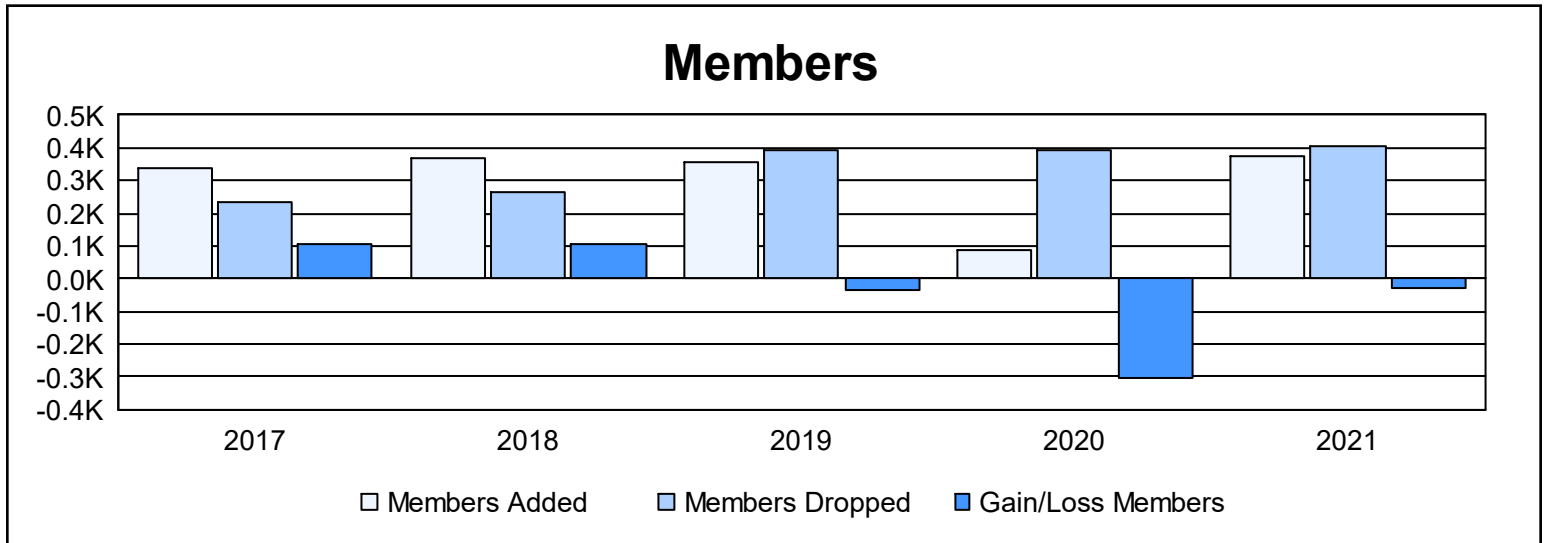
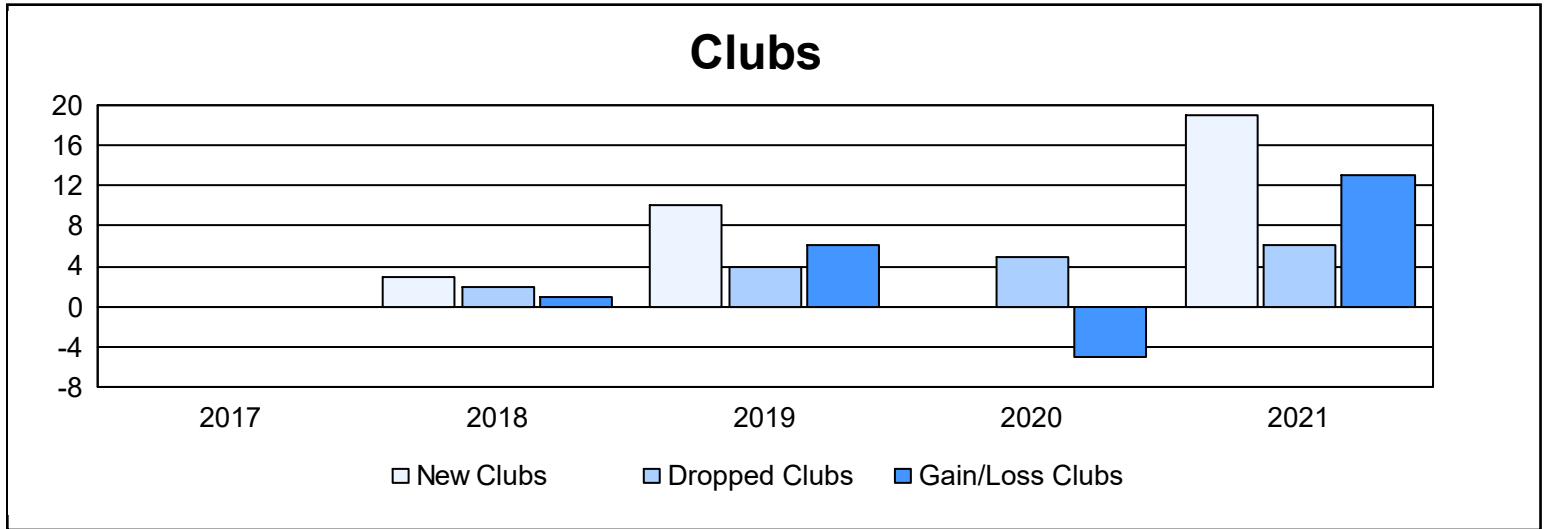
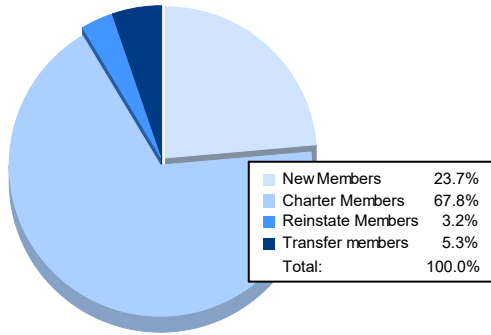


| Year | New Clubs | Dropped Clubs | Gain/ Loss Clubs | New Members | Charter Members | Reinstate Members | Transfer Members | Total Member Added | Total Members Dropped | Gain/ Loss Members |
|----------------|-----------|---------------|------------------|-------------|-----------------|-------------------|------------------|--------------------|-----------------------|--------------------|
| 2016-2017 | 0 | 0 | 0 | 262 | 10 | 47 | 19 | 338 | 235 | 103 |
| 2017-2018 | 3 | 2 | 1 | 239 | 95 | 20 | 17 | 371 | 263 | 108 |
| 2018-2019 | 10 | 4 | 6 | 137 | 210 | 3 | 6 | 356 | 390 | -34 |
| 2019-2020 | 0 | 5 | -5 | 58 | 4 | 16 | 11 | 89 | 394 | -305 |
| 2020-2021 | 19 | 6 | 13 | 89 | 255 | 12 | 20 | 376 | 402 | -26 |
| Average | 6 | 3 | 3 | 157 | 115 | 20 | 15 | 306 | 337 | -31 |



Membership Composition June 2021 Cumulative



Gender Composition June 2021 Cumulative

